

Mopex DMAIC Framework

Deliver measurable improvement through structured problem solving.

Improve quality, efficiency, compliance, and operational performance using scalable DMAIC governance frameworks, dashboards, and deployment toolkits.

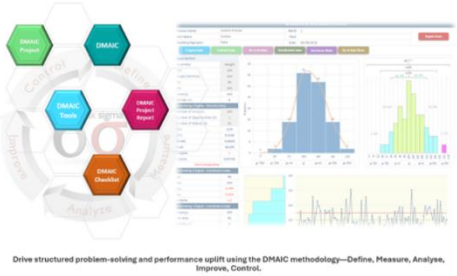

The Business Problem

Common Improvement Challenges

- Problems repeatedly return
- Root causes are unclear
- Improvements are poorly tracked
- Benefits are not quantified
- Teams rely on assumptions instead of data
- Projects lose momentum
- No standard improvement methodology
- Weak improvement governance
- Limited executive visibility

DMAIC Maturity Assessment

Every Mopex project begins with a baseline to track ongoing, step-by-step improvements. It starts with a 7-Dimension Diagnostic for the DMAIC framework, which produces a Maturity Score. This score marks our “As-Is” starting point and helps shape the roadmap toward the “To-Be” state.



Level	Description
1. Initial	No structured DMAIC use, reactive problem-solving
2. Emerging	Basic DMAIC awareness, inconsistent application
3. Defined	DMAIC tools used, some repeatability
4. Managed	Structured projects, measurable improvements
5. Optimised	Embedded DMAIC culture, scalable impact

Mopex DMAIC Maturity Scoring Tool

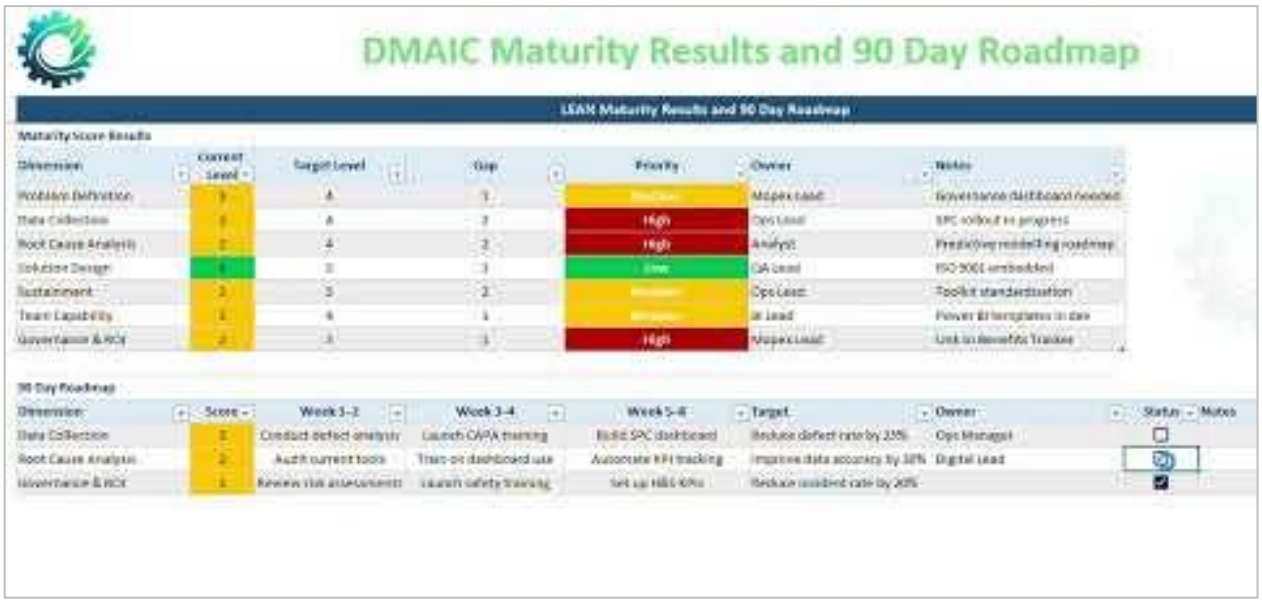

YouTube

Mopex DMAIC Transformation Flow

Mopex DMAIC Project Framework

Purpose: Drive structured problem-solving and performance uplift using the DMAIC methodology—Define, Measure, Analyse, Improve, Control.

Use Cases	Service Description
Defect reduction and quality improvement	**Phase 1. Define**
Process optimisation and variation control	Purpose: Frame the problem, scope, and success criteria.
Compliance and audit readiness	**Phase 2. Measure**
Cost reduction and performance uplift	Purpose: Quantify current performance and validate the issue.
Root cause analysis and solution design	**Phase 3. Analyse**
	Purpose: Identify and validate root causes.
	Phase 4. Improve
	Purpose: Design and implement targeted solutions.
	Phase 5. Control
	Purpose: Sustain gains and prevent backsliding.

Mopex DMAIC Toolkit (Suggested Assets)

Asset	Format	Purpose
DMAIC Project Charter Template	Word/Excel	Define scope and objectives
SIPOC & Process Map Templates	Excel/Visio	Visualise process boundaries
CTQ Tree & VOC Capture Sheet	Excel	Translate customer needs
Root Cause Analysis Pack	Word/Excel	Analyse and prioritise causes
Kaizen Event Planner	Excel	Structure rapid improvement
Control Plan & SPC Dashboard	Excel/Power BI	Monitor and sustain performance
Benefits Tracker & ROI Model	Excel	Quantify impact and payback
Report-Out Slide Deck	PowerPoint	Communicate results to client

Mopex Frameworks break projects into clear, trackable phases, whether guided by a Mopex consultant collaborating with the client or handled directly by the client using their own Mopex DMAIC Framework package.

Typical DMAIC Project Flow:

1. Opportunity Identification
2. Project Charter Creation
3. VOC & Data Collection
4. Baseline KPI Analysis
5. Root Cause Investigation
6. Improvement Deployment
7. Control Plan Implementation
8. Benefits Tracking
9. Sustainment Reviews

Mopex DMAIC Project Tracking

DMAIC Project Tracking Documents are connected to a 'Client' Dashboard, giving up-to-date visibility into their DMAIC project. Check out the example video below to see the "active" dashboard in action.



YouTube

Mopex DMAIC Toolkits Available

Mopex DMAIC toolkits, or “Suggested Assets,” are included in the DMAIC Framework contract and are commonly used for project consulting. There are also many other tools available for DMAIC Continuous Improvement, which can be bought individually or as part of the complete DMAIC Framework package.

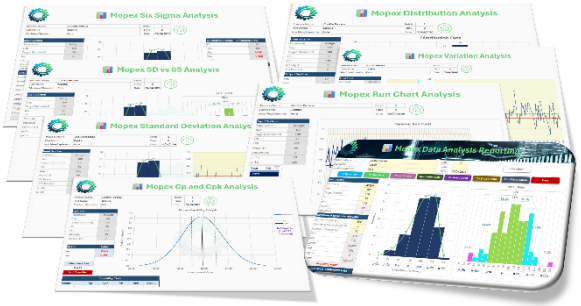

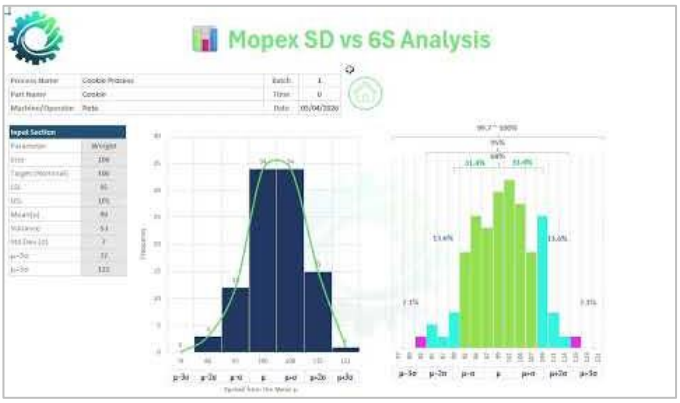

YouTube

Mopex Modular Templates

Branded, reusable templates and dashboards sold as standalone products or add-ons.

- Modular & Scalable: Use standalone or combine for full frameworks (LEAN, DMAIC, QMS, H&S, PMO, Data Analysis).
- Audit-Ready & Branded: Designed for compliance, client delivery, and executive presentation.
- KPI-Driven: Templates feed into dashboards that visualise performance, ROI, and risk.
- Cross-Domain Utility: Applicable across manufacturing, healthcare, logistics, finance, and more.

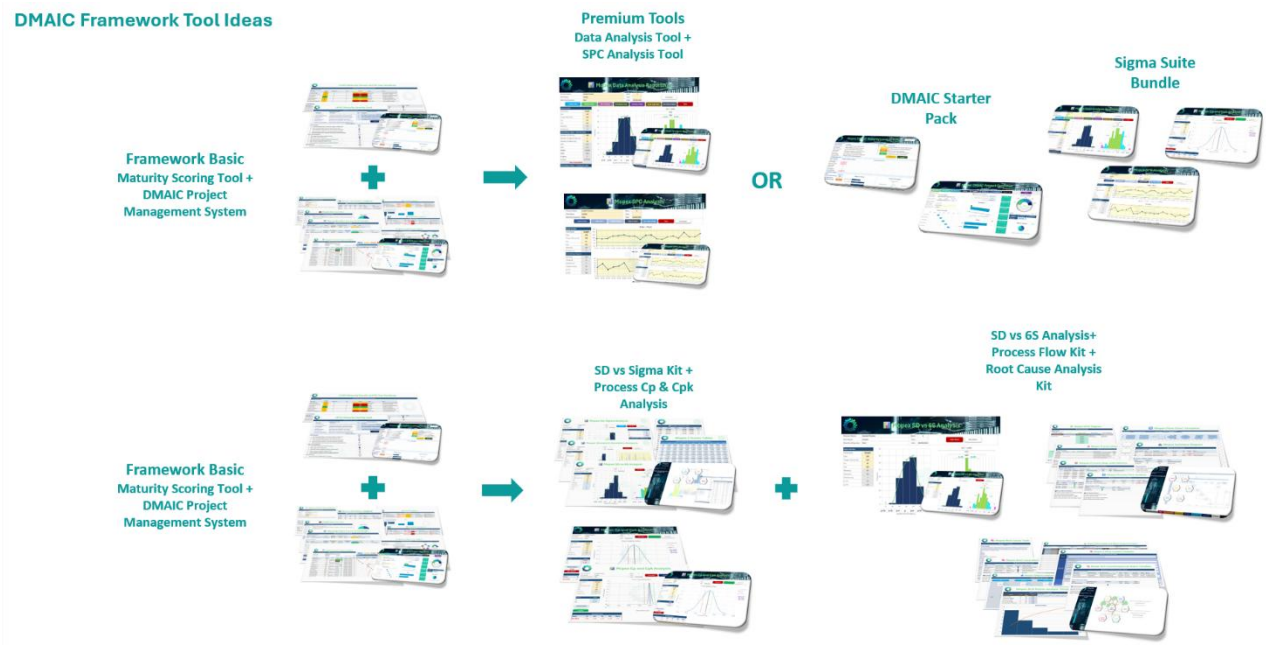

Mopex Analysis & System Dashboards

Summarise your headline KPI data providing snapshot information of what is important to the topic at hand.

Build your own or feel free to contact Mopex to discuss custom or bespoke requirements.

View our full video library by clicking YouTube

Visit the Mopex Store: www.mopexconsulting.com/mopex-store

Start with Professional Membership — scale to Partner Licence

Mopex Professional Membership **Click badge**